


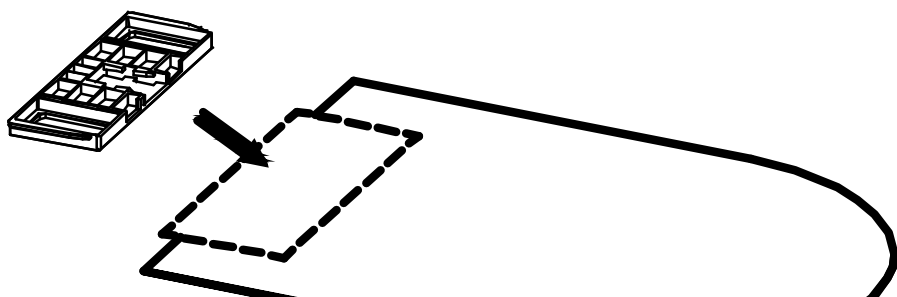



GABA



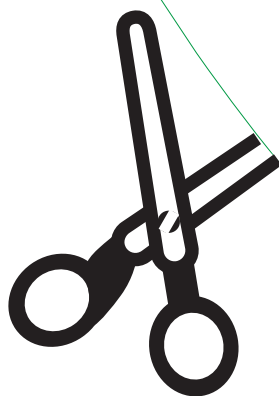


ARIT





1- Placer le gabarit sur votre
cuvette en laissant
apparaître les trous de la
cuvette



2- Installer la platine de fixation
au niveau de l'ouverture du
gabarit

